

ILB-1212

LED EMERGENCY BATTERY PACK


OPTIONS

TEST KIT CONFIGURATION


- TBTS
- TWO-PIECE TEST SWITCH AND CHARGE INDICATOR

MOUNTING CONFIGURATION

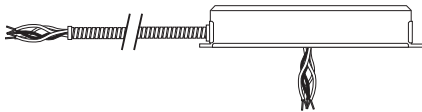
- A (Dual Flex unit)



- B (Integral Non-Flex unit)




- J (Single Flex Junction Box Mount unit)



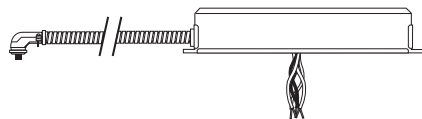
- R (Dual Flex unit with Reflector-Mount TBTS switch)



- TM (Top-Mounting Non-Flex unit)



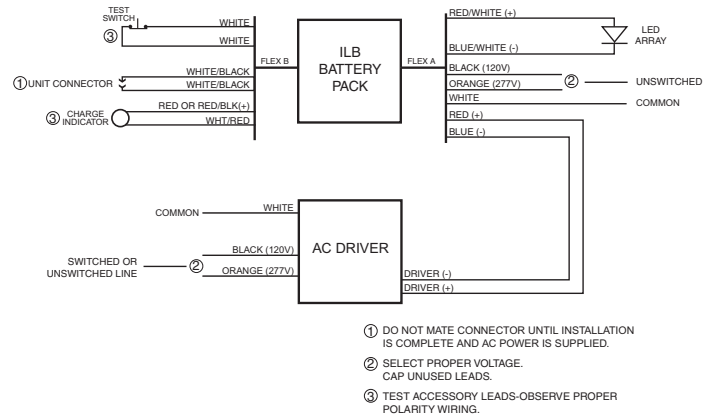
- R-J (Single Flex with Reflector-Mount TBTS switch)



ILB-1212-A SAMPLE SPECIFICATION

Emergency lighting shall be provided by using a standard LED fixture equipped with an **ILB-1212-A** LED emergency battery pack. The **ILB-1212-A** shall consist of a high temperature, maintenance-free nickel cadmium battery, charger board and an electronic circuit enclosed in a 13.3" x 2.375" x 1.5" vandal-resistant galvanized steel case. The unit is designed for installation on the LED fixture or remote-mounting and is equipped with 3/8" flex for wiring to the fixture or ballast compartment. A test switch and charge indicator accessory kit shall be included. The LED emergency battery pack shall operate an LED load of up to 12W at a rated current output of 1000mA for a minimum of 90 minutes in the emergency mode. The **ILB-1212-A** shall have 2.5 watts of input power and a battery capacity of 24 watt hours. The **ILB-1212-A** is UL Recognized and meets or exceeds all NEC and Life Safety Code Emergency Lighting Requirements. The **ILB-1212-A** is warranted for a full five (5) years from the date of purchase.

ILB-1212-A SAMPLE WIRING DIAGRAM



REMOTE MOUNTING

When battery packs are remote mounted, consult Customer Service for the maximum allowable distance between the battery pack and the LEDs.