

LED EMERGENCY BATTERY PACK



MODEL NO: _____

TYPE: _____

PROJECT: _____

COMMENTS: _____

LED OPERATION

Up to 7W LED load at 24VDC (Nominal)

DESCRIPTION:

The **ILB-2407** from IOTA Engineering is a UL Recognized LED emergency battery pack that allows the same LED fixture to be used for both normal and emergency operation. In the event of a power failure, the **ILB-2407** switches to the emergency mode and operates the existing fixture for **90 minutes**. The unit contains a battery, charger, and converter circuit in a single can and is available in different mounting configurations for individual fixture requirements. The **ILB-2407** is for use with an LED load up to **7W** at a rated current of **300mA**.

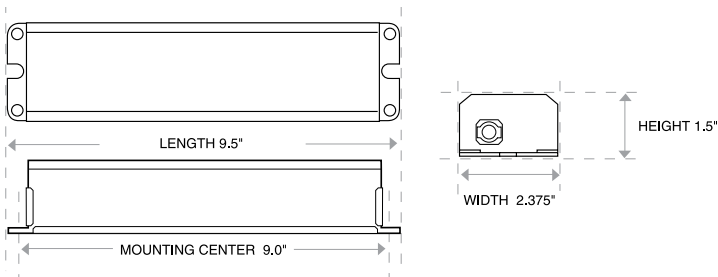
TECHNICAL SPECIFICATIONS

Input Voltage.....	(Dual) 120/277 VAC, 60Hz
Input Rating.....	2.5 Watts
Output Voltage.....	24 VDC Nominal
Output Current.....	300 mA (constant)
Output Power.....	7 W (Max)
Emergency Operation.....	90 minutes
Operating Temp.....	0° to 50° C
Battery.....	High Temp Nickel-Cadmium 24 Hour Recharge 7-10 Year Life Expectancy
Weight.....	(-A, -R) 2.5 lbs. (-B, -TM) 2.0 lbs. (-J, -R-J) 2.25 lbs.
UL Conditions of Acceptability.....	Must be factory wired Battery temperature must not exceed 50° C



CASE DIMENSIONS

9.5" x 2.375" x 1.5" (mounting center 9.0")



FEATURES

Six mounting configurations available

Long life high temperature recyclable

Ni-Cad battery

Galvanized steel case

Includes test switch and charge indicator
accessory kit

For use with switched or unswitched fixtures

5-Year Warranty. See Warranty Page
for details.

Meets or exceeds all National Electrical Code
and Life Safety Code Emergency Lighting
Requirements

Damp Location models available



P.O. BOX 11846 TUCSON, AZ 85734
(520) 294-3292 • FAX (520) 741-2837

www.iotaengineering.com

ILB-2407

LED EMERGENCY BATTERY PACK


OPTIONS

TEST KIT CONFIGURATION

- TBTS
- TWO-PIECE TEST SWITCH AND CHARGE INDICATOR

MOUNTING CONFIGURATION

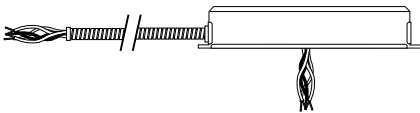
- A (Dual Flex unit)



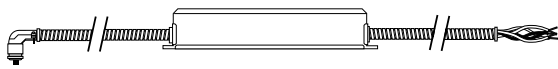
- B (Integral Non-Flex unit)




- J (Single Flex Junction Box Mount unit)



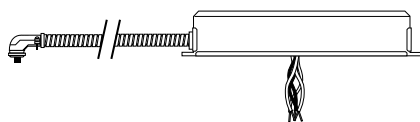
- R (Dual Flex unit with Reflector-Mount TBTS switch)



- TM (Top-Mounting Non-Flex unit)



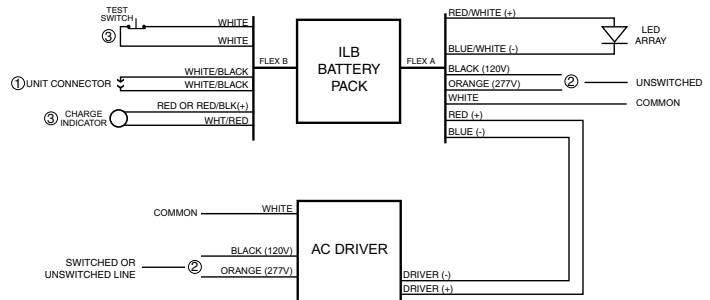
- R-J (Single Flex with Reflector-Mount TBTS switch)



ILB-2407-A SAMPLE SPECIFICATION

Emergency lighting shall be provided by using a standard LED fixture equipped with an **ILB-2407-A** LED emergency battery pack. The **ILB-2407-A** shall consist of a high temperature, maintenance-free nickel cadmium battery, charger board and an electronic circuit enclosed in a 9.5" x 2.375" x 1.5" vandal-resistant galvanized steel case. The unit is designed for installation on the LED fixture or remote-mounting and is equipped with 3/8" flex for wiring to the fixture or ballast compartment. A test switch and charge indicator accessory kit shall be included. The LED emergency battery pack shall operate an LED load of up to 7W at a rated current output of 300mA for a minimum of 90 minutes in the emergency mode. The **ILB-2407-A** shall have 2.5 watts of input power and a battery capacity of 16.8 watt hours. The **ILB-2407-A** is UL Recognized and meets or exceeds all NEC and Life Safety Code Emergency Lighting Requirements. The **ILB-2407-A** is warranted for a full five (5) years from the date of purchase.

ILB-2407 SAMPLE WIRING DIAGRAM



- ① DO NOT MATE CONNECTOR UNTIL INSTALLATION IS COMPLETE AND AC POWER IS SUPPLIED.
- ② SELECT PROPER VOLTAGE. CAP UNUSED LEADS.
- ③ TEST ACCESSORY LEADS-OBSERVE PROPER POLARITY WIRING.

REMOTE MOUNTING

When battery packs are remote mounted, consult Customer Service for the maximum allowable distance between the battery pack and the LEDs.

IOTA REV 050911