


RATINGS AND SPECIFICATIONS	DLS-15 SERIES M	DLS-30 SERIES M	DLS-45 SERIES M	DLS-55 SERIES M	DLS-75	DLS 90 *
DC Output Voltage (No Load) approx.	13.6V (DC)	13.6V (DC)	13.6V (DC)	13.6V (DC)	13.6V (DC)	13.6V (DC)
Output Voltage Tolerance (No Load)	+ or - .7%	+ or - .7%	+ or - .7%	+ or - .7%	+ or - .7%	+ or - .7%
Output Amperage, Max Continuous	15 Amps	30 Amps	45 Amps	55 Amps	75 Amps	90 Amps
Output Voltage (Full Load) approx.	>13.4V (DC)	>13.4V (DC)	>13.4V (DC)	>13.4V (DC)	>13.4V (DC)	>13.4V (DC)
Maximum Power Output, Continuous	200 Watts	400 Watts	600 Watts	750 Watts	1000 Watts	1200 Watts
Ripple and Noise	<50 mV rms	<50 mV rms	<50 mV rms	<50 mV rms	<100 mV rms	<150 mV rms
Input Voltage Range	108 - 132 AC	108 - 132 AC	108 - 132 AC	108 - 132 AC	108 - 132 AC	108 - 132 AC
Input Voltage Frequency	47-63	47-63	47-63	47-63	47-63	47-63
Maximum AC Current (@108Vac)	3.7 Amps	7.3 Amps	11 Amps	13.4 Amps	18.2 Amps	21.8 Amps**
Typical Efficiency	>80%	>80%	>80%	>80%	>80%	>80%
Max Inrush Current, Single Cycle	30 Amps	30 Amps	30 Amps	30 Amps	40 Amps	40 Amps
Short Circuit Protection	Yes	Yes	Yes	Yes	Yes	Yes
Overload Protection	>100%	>100%	>100%	>100%	>100%	>100%
Line Regulation	100 mV rms	100 mV rms	100 mV rms	100 mV rms	100 mV rms	100 mV rms
Load Regulation	<1%	<1%	<1.5%	<1.5%	<1.5%	<1.5%
Fan Control	PROPORTIONAL	PROPORTIONAL	PROPORTIONAL	PROPORTIONAL	PROPORTIONAL	PROPORTIONAL
Thermal Protection	YES	YES	YES	YES	YES	YES
Working Temperature Range	0° - 40° C	0° - 40° C	0° - 40° C	0° - 40° C	0° - 40° C	0° - 40° C
Storage Temperature	-20° to 80° C	-20° to 80° C	-20° to 80° C	-20° to 80° C	-20° to 80° C	-20° to 80° C
Withstand Voltage (VDC) [†]	1700/1700/500	1700/1700/500	1700/1700/500	1700/1700/500	1700/1700/500	1700/1700/500
Approximate Dimensions	9.7" x 6.7" x 3.4"	9.7" x 6.7" x 3.4"	9.7" x 6.7" x 3.4"	9.7" x 6.7" x 3.4"	13" x 6.5" x 3.4"	13" x 6.5" x 3.4"
Weight	4.5 lbs	4.5 lbs	5.0 lbs	5.0 lbs	7.8 lbs	7.8 lbs

*Unit is not UL Listed

**Requires 30A breaker

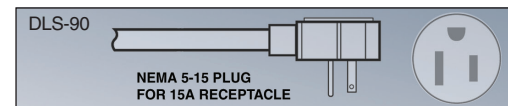
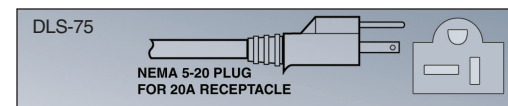
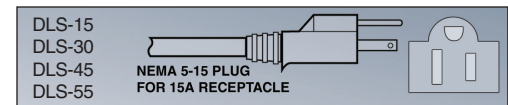
[†]Primary to Chassis/Primary to Secondary/Secondary to Chassis

12-VOLT DLS CONVERTERS/CHARGERS




CORD CONFIGURATION

IOTA DLS converter/chargers are supplied with a power cord (approx. 36 inch length) for connection to the AC input. Plug type on the cord is determined by the input voltage and ratings of the DLS model and/or UL specifications.



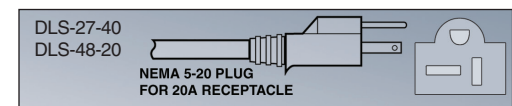
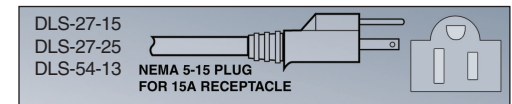
RATINGS AND SPECIFICATIONS	DLS-27-15 SERIES M	DLS-27-25 SERIES M	DLS-27-40	DLS-48-20*	DLS-54-13*
DC Output Voltage (No Load) approx.	27.2V (DC)	27.2V (DC)	27.2V (DC)	48V (DC)	54.4V (DC)
Output Voltage Tolerance (No Load)	+ or - .5%	+ or - .5%	+ or - .5%	+ or - .5%	+ or - .5%
Output Amperage, Max Continuous	15 Amps	25 Amps	40 Amps	20 Amps	13 Amps
Output Voltage (Full Load) approx.	>27.0V (DC)	>27.0V (DC)	>27.0V (DC)	>47.8V (DC)	>54V (DC)
Maximum Power Output, Continuous	400 Watts	675 Watts	1100 Watts	950 Watts	700 Watts
Ripple and Noise	<100 mV rms	<100 mV rms	<100 mV rms	<100 mV rms	<100 mV rms
Input Voltage Range	108 - 132 AC	108 - 132 AC	108 - 132 AC	108 - 132 AC	108 - 132 AC
Input Voltage Frequency	47-63	47-63	47-63	47-63	47-63
Maximum AC Current (@108Vac)	7.3 Amps	12.2 Amps	19.5 Amps	17.1 Amps	12.6 Amps
Typical Efficiency	>80%	>80%	>80%	>80%	>80%
Max Inrush Current, Single Cycle	30 Amps	30 Amps	40 Amps	40 Amps	30 Amps
Short Circuit Protection	Yes	Yes	Yes	Yes	Yes
Overload Protection	>100%	>100%	>100%	>100%	>100%
Line Regulation	100 mV rms	100 mV rms	100 mV rms	100 mV rms	100 mV rms
Load Regulation	<1%	<1%	<1%	<1%	<1%
Fan Control	PROPORTIONAL	PROPORTIONAL	PROPORTIONAL	PROPORTIONAL	PROPORTIONAL
Thermal Protection	YES	YES	YES	YES	YES
Working Temperature Range	0° - 40° C	0° - 40° C	0° - 40° C	0° - 40° C	0° - 40° C
Storage Temperature	-20° to 80° C	-20° to 80° C	-20° to 80° C	-20° to 80° C	-20° to 80° C
Withstand Voltage (VDC)**	1700/1700/500	1700/1700/500	1700/1700/500	1700/1700/500	1700/1700/500
Approximate Dimensions	9.7" x 6.7" x 3.4"	9.7" x 6.7" x 3.4"	13" x 6.5" x 3.4"	13" x 6.5" x 3.4"	9.7" x 6.7" x 3.4"
Weight	4.5 lbs	5.0 lbs	7.8 lbs	7.8 lbs	5.0 lbs

24-VOLT and 48-VOLT DLS CONVERTERS/CHARGERS



CORD CONFIGURATION

IOTA DLS converterchargers are supplied with a power cord (approx. 36 inch length) for connection to the AC input. Plug type on the cord is determined by the input voltage and ratings of the DLS model and/or UL specifications.



*Unit is not UL Listed


**Primary to Chassis/Primary to Secondary/Secondary to Chassis

RATINGS AND SPECIFICATIONS	DLS-240-30 SERIES M	DLS-240-45 SERIES M	DLS-240-55 SERIES M	DLS-240-27-25 SERIES M	DLS-240-27-40*
DC Output Voltage (No Load) approx.	13.6V (DC)	13.6V (DC)	13.6V (DC)	27.2V (DC)	27.2V (DC)
Output Voltage Tolerance (No Load)	+ or - .7%	+ or - .7%	+ or - .7%	+ or - .7%	+ or - .7%
Output Amperage, Max Continuous	30 Amps	45 Amps	55 Amps	25 Amps	40 Amps
Output Voltage (Full Load) approx.	>13.4V (DC)	>13.4V (DC)	>13.4V (DC)	>27.0V (DC)	>27.0V (DC)
Maximum Power Output, Continuous	400 Watts	600 Watts	750 Watts	675 Watts	1100 Watts
Ripple and Noise	<50 mV rms	<50 mV rms	<50 mV rms	<100 mV rms	<100 mV rms
Input Voltage Range	216-264 AC	216-264 AC	216-264 AC	216-264 AC	216-264 AC
Input Voltage Frequency	47-63	47-63	47-63	47-63	47-63
Maximum AC Current (@216Vac)	3.7 Amps	5.5 Amps	6.7 Amps	6.0 Amps	10.0 Amps
Typical Efficiency	>80%	>80%	>80%	>80%	>80%
Max Inrush Current, Single Cycle	30 Amps	30 Amps	30 Amps	30 Amps	40 Amps
Short Circuit Protection	Yes	Yes	Yes	Yes	Yes
Overload Protection	>100%	>100%	>100%	>100%	>100%
Line Regulation	100 mV rms	100 mV rms	100 mV rms	100 mV rms	100 mV rms
Load Regulation	<1%	<1%	<1%	<1%	<1%
Fan Control	PROPORTIONAL	PROPORTIONAL	PROPORTIONAL	PROPORTIONAL	PROPORTIONAL
Thermal Protection	YES	YES	YES	YES	YES
Working Temperature Range	0° - 40° C	0° - 40° C	0° - 40° C	0° - 40° C	0° - 40° C
Storage Temperature	-20° to 80° C	-20° to 80° C	-20° to 80° C	-20° to 80° C	-20° to 80° C
Withstand Voltage (VDC)**	1700/1700/500	1700/1700/500	1700/1700/500	1700/1700/500	1700/1700/500
Approximate Dimensions	9.7" x 6.7" x 3.4"	9.7" x 6.7" x 3.4"	9.7" x 6.7" x 3.4"	9.7" x 6.7" x 3.4"	13" x 6.5" x 3.4"
Weight	5.0 lbs	5.0 lbs	5.0 lbs	5.0 lbs	7.8 lbs

*Unit is not UL Listed

**Primary to Chassis/Primary to Secondary/Secondary to Chassis

240VAC DLS CONVERTERS/CHARGERS



CORD CONFIGURATION

Specific IOTA 240VAC DLS converter/chargers are supplied with a power cord (approx. 36 inch length) for connection to the AC input. Plug type on the cord is determined by the input voltage and ratings of the DLS model and/or UL specifications.

NOTE: DLS-240-27-40 and DLS-240-54-20 models feature a standard IEC receptacle for inserting an AC power cord (not supplied). Always use an appropriately rated cord (at least 16 gauge or 13mm²) for connection to the AC input.

